

Digital Minor Waivers Guide for Autocross

What waivers are needed for Minor participants?

1. Parental Consent from the *first parent*
2. Parental Consent from the *second parent* (unless first parent indicates legal sole custody)
3. Minor Waiver from *child*

Why are Digital Waivers preferred?

“Digital” waivers do not require the parent to be present at the event, nor does their waiver need to be notarized. Minor and Parents can submit a Digital Waiver using a smartphone or computer.

So how do we use the Digital Waivers?

There are a few steps that the minor and both parents must complete.

1. **All 3 Create a Guest Account** at <https://my.scca.com>, upload a photo or selfie of your face.
2. **All 3 Complete a waiver.**
3. **Minor forwards** their “Waiver Approved” email (allow 2 days) to the event registrar.

Is there anything tricky about the Digital Waivers?

It’s pretty quick and easy, but here are a few tips that might help.

All three parties will need an SCCA Member ID from my.scca.com.

If you do not already have one, you can “Create a Guest Account”, free at my.scca.com.




When everyone has their Member ID, share them with each other. THEN continue with Step 2.

Just a “heads up”...

Be prepared to upload a photo ⇒



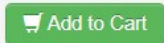
Steps

1. **Create a Guest Account at my.scca.com** (select Done not Join)

 Minor	 Parent 1	 Parent 2
Member ID# 123456	Member ID# 111222	Member ID# 333444

**** Share Member ID's with each other ****

2. **Login to my.scca.com**
Select: On-line Store
Select: Licenses & Waivers

Annual Waiver Minor 	Annual Waiver Parental Consent 	Annual Waiver Parental Consent 
---	--	--

Choose the correct Waiver and “Add to cart”.
Complete the form by providing each others’ Member IDs.
Complete the free checkout process.

3. **Forward your**
“SCCA Waiver Approved”
email to jfrank02@hotmail.com

Required	N/A	N/A
-----------------	-----	-----